



→ Car Wash Systems

 **WashTec**



ROLL-OVER CAR WASHES

Generation SoftCare Ahead of its Time

SoftCare Bravo *The compact one*

The compact car wash for lower volume applications.

The SoftCare Bravo has all the benefits you need for a profitable washing business in compact dimensions:

- Ideal for applications with 300 washes or more per month
- Top washing with optimum cost effectiveness
- Uncomplicated, compact system, also for smaller bays
- Low consumption and low maintenance cost



SoftCare Evo *The economical one*



The economical one for a profitable washing business.

SoftCare[®] Evo gives you full performance and high functionality at a reasonable price:

- Economical system for 400 washes or more per month
- Top class manufacture and finishing
- The latest, low-maintenance technology
- Top washing and drying results

ADAC motorwelt Ed. 03/2003

SofTecs[®]
Test Winner

ADAC Comparative Test "Washing Materials"

SofTecs[®]

- SofTecs[®] achieved the highest score in the ADAC^{*} comparative test.
- No sign of any deposit, SofTecs[®] is extremely long-lasting and easily achieves up to 50,000 washes
- 90% of all new WashTec machines roll out with SofTecs[®]

* ADAC is Germany's largest automobile club with more than 15 million members.

The SoftCare generation is the future of car washing: The most modern rollover car wash systems available, designed for high turnover with low downtime and low maintenance costs at the same time.

SoftCare Pro *The all-rounder*

The all-rounder for the busy car wash.

SoftCare® Pro has everything you need to earn real money from car washing:

- Economical system for 600 washes per month
- Top class manufacture and finishing
- Broad range of options
- Four design variants to choose from
- Modern, maintenance friendly technology, well thought-out down to the last detail
- Top washing and drying result



SoftCare Juno *The quickest*

ONLY
2½ MIN



Wash and dry in about 2 1/2 minutes

Juno brings high performance into your washing business with 4 washers and 6 dryers

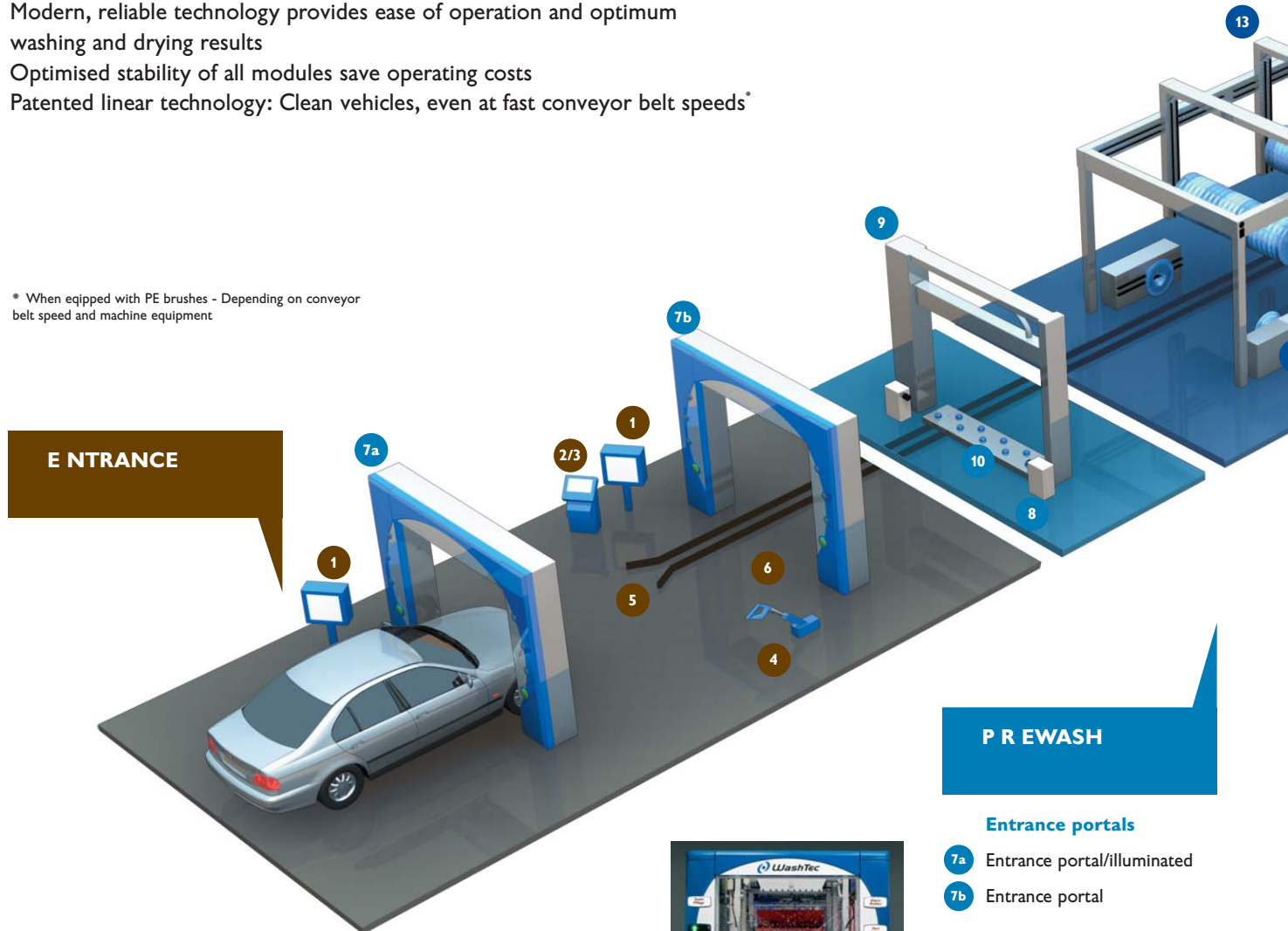
- Economical system for 1200 washes or more per month
- Top class manufacture and finishing
- Wash and dry in about 2 1/2 minutes
- Choice of four different designs
- The latest technology, thought out to the last detail
- Top washing and drying results at maximum speed

MODULAR CONCEPT

Car washes for all washing applications

- All elements of the conveyor tunnel systems are available as efficient basic versions or with additional equipment for premium requirements
- Modern, reliable technology provides ease of operation and optimum washing and drying results
- Optimised stability of all modules save operating costs
- Patented linear technology: Clean vehicles, even at fast conveyor belt speeds*

* When equipped with PE brushes - Depending on conveyor belt speed and machine equipment



ENTRANCE

PREWASH

Information & Steuerung

- 1 Information and Control
Price-/program display
- 2 Operator control terminal
- 3 Chip card reader/
receipt printer

Prewash system

- 4 High pressure prewash unit

Conveyor systems

- 5 Entry aid
- 6 Conveyor belt

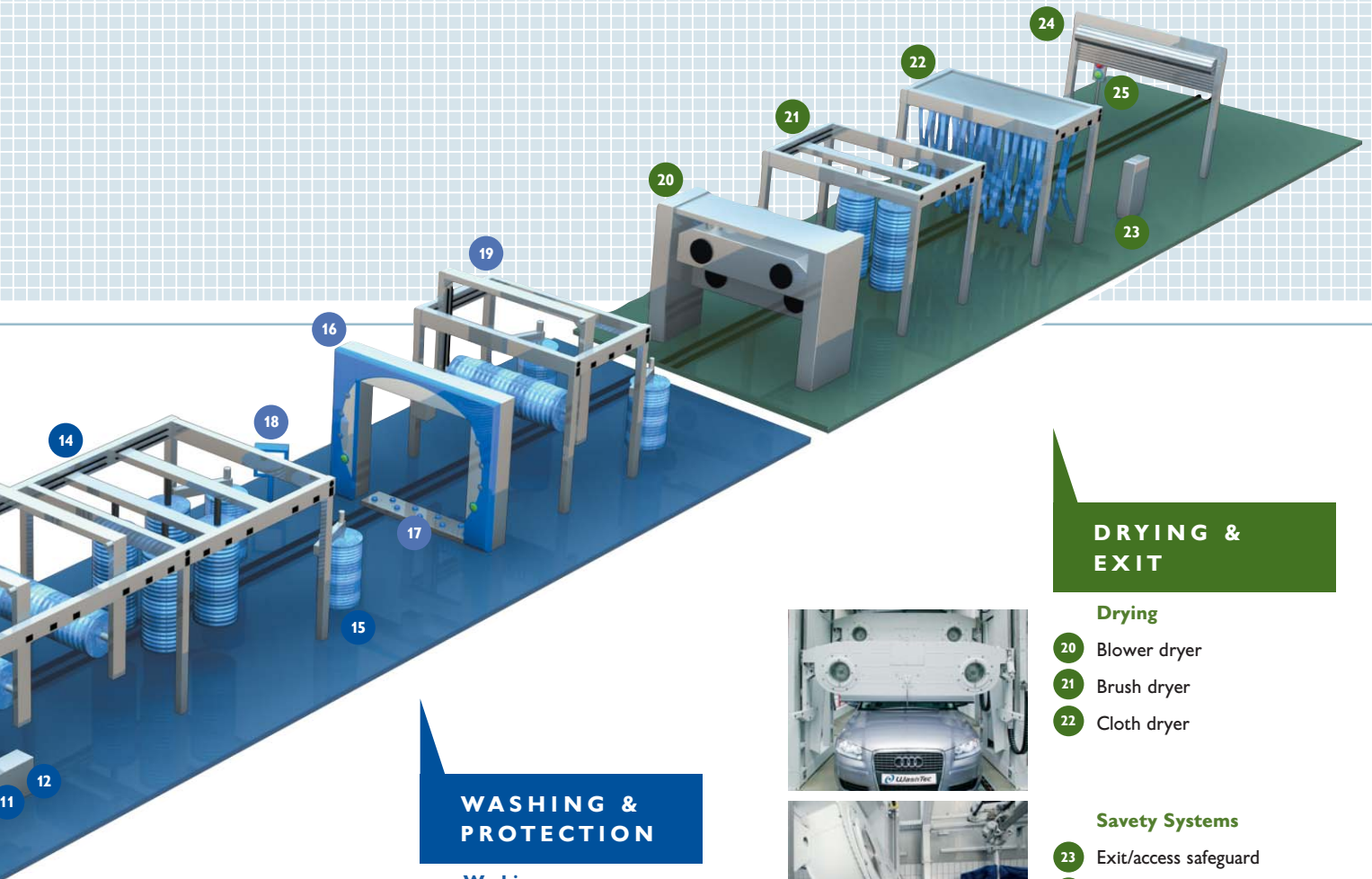
Entrance portals

- 7a Entrance portal/illuminated
- 7b Entrance portal

High pressure wash

- 8 High pressure wheel-/
sill wash system
- 9 High pressure station
- 10 Underchassis wash system





WASHING & PROTECTION

Washing

- 11 Washing
- 12 Wheel wash system
- 13 Double top brush station
- 14 4-side brush station
- 15 Contour brushes



Care/Protection

- 16 Protection portal
- 17 Underchassis preservation
- 18 Display/program confirmation
- 19 Polishing station



DRYING & EXIT

Drying

- 20 Blower dryer
- 21 Brush dryer
- 22 Cloth dryer



Safety Systems

- 23 Exit/access safeguard
- 24 High-speed roller door
- 25 Exit signal



Patented linear technology - The advantage of cleanliness



- Top washing results, even at fast conveyor belt speeds
- Method of operation: the top and side brushes move in the direction of travel as the front and rear of the vehicle are being washed. As a result the radiator grill, headlamps, bumpers and registration plates are cleaned for longer and therefore more intensively.
- Faster brush movement: the top and side brushes accelerate briefly when they are swivelled in towards the rear of the vehicle. This ensures that the brushes maintain their contact with the vehicle and produces a better cleaning result.

COMMERCIAL VEHICLE WASHES

The suitable system for washing any commercial vehicle.

WashTec has exactly the commercial vehicle washing facility to meet your requirements. For any type of vehicle, for washing companies or for washing your own vehicle fleet:

- Extreme efficiency, durability and maximum washing performance for any type of commercial vehicle
- Machine control using microprocessor technology
- Side brushes with double bearings provide excellent reliability and consistently clean washing

MaxiWash Intro

The low-cost facility for small carriers and bus companies

- Economical facility at a reasonable price
- Excellent functionality, proven technology, rapid washing.

MaxiWash Pro

Economical, professional washing facility for a wide range of uses

- Ideal cost effectiveness
- The machine for carriers, transport companies and washing companies



MaxiWash Combi

Multi-talent for extreme vehicle shapes and soiling

- Excellent for vehicles with complicated shapes and round contours
- Combined high-pressure brush wash for maximum cleanliness

MaxiWash Tandem

Maximum performance for large vehicle fleets and transportation companies



- Getting a lot done quickly - MaxiWash Tandem
- When passengers and advertising companies expect immaculately clean vehicles at all times

MaxiWash Express

Rapid wash in under 2 minutes

- Gain of time: Driver guides vehicle through the facility
- Low space requirements thanks to stationary design



SELF-SERVICE WASHES

*Top self-service
technology for every
application*



- Modular technology for flexible location layout
- Excellent profitability through low running costs and long maintenance intervals
- Attractive steel structures with five different roofs to choose from
- The right solution for any application: from box facilities with 1 bay or 2-4 bays through to rack systems and multi-bay facilities

Attractive steel structure design - lots of room for individual creativity

- available in a range of different variations
- Modular design for different location sizes



WATER TREATMENT

*Technology with
advantages. Perfect
details for a perfect
system*

AquaX[®] - optimised filter concept for clean process water

AquaX[®]

- The quality of water obtained complies with the requirements for car washing and excess water disposal in every aspect
- High filter capacity of 4 m³/h
- Virtually 100% water recovery
- Without chemicals and fully automatic
- Space-saving thanks to versatile installation of the components
- Suitable for small machine rooms



AquaPur[®]

- The quality of the water obtained complies with the requirements for car washing and excess water disposal in every aspect
- High filter capacity of 4 m³/hour
- Virtually 100% water recover
- Without chemicals
- Compact design
- Easy to operate



Rapid Service - always in Your Neighbourhood



Support service for all customer requirements

The WashTec Service offer ranges from spare parts supplies to technical advice via the hotline manned by our product specialists through to a full maintenance agreement - spanning the


entire lifetime of a machine. Choose from the various services we offer to suit your individual requirements.



Reliable partners - always available

Dedicated contact partners enable us to provide our customers with comprehensive and personalised support. What is more, we are available 24 hours a day, 7 days a week.

Furthermore, if you would like to be supported exclusively by specific engineers, we can also arrange this especially for you.



Mobile Engineer Link - on site faster

Thanks to the "Mobile Engineer Link", we can reach our specialists at all times regardless of their whereabouts. New service instructions can be communicated directly to the engineers, allowing them to be scheduled without losing time - an advantage that significantly reduces

downtimes. By evaluating the machine history along with the details of all the measures, plus the fact that our engineers carry all the most important spare parts with them, we are able to respond to 90% of all service call-outs immediately.



Routine maintenance - guaranteed availability

By concluding a corresponding service agreement, we guarantee you - in the event of machine breakdowns - a response time of

up to 4 hours. In terms of contractually agreed service call-outs, we thus achieve an availability rate of more than 98.5%.



Certified service - enhanced safety

The WashTec Service is certified to EN ISO 9001, 14001 and SCC standards. Ongoing in-house performance assessments

provide your guarantee for a consistently high quality of work and ensure that all safety requirements are met.